

ORDINANCE NO. 2012-23

AN ORDINANCE APPROVING AND ADOPTING A BUDGET FOR OPERATING THE MUNICIPAL GOVERNMENT OF THE CITY OF BUDA FOR THE FISCAL YEAR BEGINNING OCTOBER 1, 2012 AND ENDING ON SEPTEMBER 30, 2013; APPROPRIATING MONEY FOR THE VARIOUS FUNDS AND PURPOSES OF SUCH BUDGET INCLUDING APPROPRIATIONS OF MONEY TO PAY INTEREST AND PRINCIPAL SINKING FUND REQUIREMENTS ON ALL INDEBTEDNESS; APPROVING THE CAPITAL IMPROVEMENT PLAN; PROVIDING A SAVINGS AND SEVERABILITY CLAUSE; REPEALING ALL ORDINANCES AND APPROPRIATIONS IN CONFLICT WITH THE PROVISIONS OF THIS ORDINANCE; AND ESTABLISHING AN EFFECTIVE DATE.

WHEREAS, a budget for operating the municipal government of City of Buda for the fiscal year October 1, 2012, to September 30, 2013, has been prepared in accordance with Chapter 102 of the Texas Local Government Code for the City of Buda, Texas; and

WHEREAS, said budget has been submitted to the City Council in accordance with the Local Government Code; and

WHEREAS, public hearings upon this budget have been duly and legally held as required by the Local Government Code;

NOW, THEREFORE, BE IT ORDAINED BY THE CITY COUNCIL OF THE CITY OF BUDA:

SECTION 1.

That the City Council of the City of Buda ratifies, approves and adopts the budget as finally considered for the fiscal year of October 1, 2012, to September 30, 2013, a copy of which shall be filed with the office of the City Secretary and with the Hays County Clerk, and which is incorporated herein for all intents and purposes.

SECTION 2.

That the appropriations for the 2012-2013 fiscal year for the different funds and purposes of the City of Buda, Texas be fixed and determined for said fiscal year in accordance with the expenditures shown;

Expenses:

General Fund	\$5,022,116
Water Fund	\$1,916,730
Wastewater Fund	\$2,623,710
Parks & Rec Capital Fund	\$ 525,000
Water Capital Imp Fund	\$ 268,070
Wastewater Capital Imp Fund	\$2,322,067
General Capital Imp Fund	\$ 551,000
Interest & Sinking Fund	\$1,006,461
Enterprise I&S Fund	\$ 927,996
Hotel/Tourism	\$ 436,930
Sanitation Fund	\$ 818,385
Police Special Fund	\$ 130,253
Employee HRA Fund	\$ 25,000
Library Special Revenue	\$ 18,000

Exhibit "B", attached, provides further information on these expenditures for explanatory purposes.

SECTION 3.

That the City's 5 year Capital Improvement Plan, attached as exhibit A, is hereby approved and adopted as required by the City of Buda Charter.

SECTION 4.

That should any part, portion, or section of this ordinance be declared invalid or inoperative or void for any reason by a court of competent jurisdiction, such decision, opinion or judgment shall in no way affect the remaining portions, parts, or sections or parts of section of this ordinance, which provisions shall be, remain and continue to be in full force and effect.

SECTION 5.

That all ordinances and appropriations for which provision has heretofore been made are hereby expressly repealed if in conflict with the provisions of this ordinance.

SECTION 6.

That this ordinance shall take effect and be in full force and effect from and after its passage and approval according to law.

PASSED, APPROVED AND ADOPTED this 13th day of September, 2012, at a regular meeting of the City Council of the City of Buda, Texas, which meeting was held in compliance with the Open Meetings Act, *Tex. Gov't Code 551.001, et.seq.*, at which meeting a quorum was present and voting.

Sarah Mangham
Sarah Mangham, Mayor

ATTEST:

Danny Batts II
Danny Batts II, City Secretary





Exhibit "A"



City of Buda Capital Improvements Plan Five Year Outlook FY 12-13 thru FY 16-17



September 6, 2012

Mayor and City Council
City of Buda
121 Main Street
Buda, Texas 78610

Re: Five Year Capital Improvements Plan (FY2012-2013 through FY2016-2017)

Honorable Mayor and Council,

Please find enclosed the City of Buda's 5-year Capital Improvements Plan. The projects and costs are reflective of the discussion with Council and City Staff during the Spring and Summer of 2012.

The CIP has been divided into the following five categories:

- Transportation
- Water
- Wastewater
- Purple Pipe
- Beautification/Drainage/Facilities and Parks.

A table summarizing the projects by type, cost and year is provided, as is an individual "cut-sheet" describing each project, the anticipated timing (if known) and other details that will allow the CIP to be tracked and updated more easily in the future.

The CIP should serve as a planning tool for use by the Council and Staff in prioritizing projects on an annual basis. In many cases it may be prudent to delay projects that are currently indicated for initiation in the near future based on actual growth patterns, infrastructure condition and other mitigating factors.

We truly appreciate the opportunity to assist the City in this endeavor. Please do not hesitate to contact me if there are any questions regarding the CIP, on individual projects, or our opinions on priority based on engineering judgment.

Sincerely,

Graham M. Moore, P.E.
Associate, Project Manager

cc: Kenneth Williams – City Manager (City of Buda)
Brian LaBorde – Assistant City Manager (City of Buda)

**City of Buda
5-Year Capital Improvement Plan
Revised September 6, 2012**

Transportation Projects	Cost	FY 11-12	FY 12-13	FY 13-14	FY 14-15	FY 15-16	FY 16-17	Primary Funding Source	Fund Account #
Transportation Plan	\$99,425	\$59,425						WGID Fund	
*Bonita Vista Reconstruction	\$80,000		\$80,000					Bonds (CO/GO); Other	Not currently in budget
Roadway Impact Fee Study	\$60,000			\$60,000				General Fund	
Main Street Chip Seal (FM 967 to Old San Antonio Rd)	\$285,000		\$285,000					Bonds (CO/GO)	
Bluff Street Reconstruction	\$1,322,600		\$1,322,600					Bonds (CO/GO)	
Old Goforth Road Recon from FM 2001 to Hillside Terrace Dr	\$7,599,300		\$7,599,300					Bonds (CO/GO)	
N Main Street Signal at Bradford	\$240,000	\$200,000	\$40,000					WGID Fund	General CIP Fund 650.4185.560.5605
N Main Street Signal at Sequoyah	\$185,000			\$185,000				General Fund	
West Goforth from Cedar Street to IH35	\$3,439,000			\$3,439,000				Bonds (CO/GO)	
Truck Bypass from FM 967 to FM 2770	\$7,717,000		\$3,240,050	\$4,476,950				Bonds (CO/GO)	
Overpass at Truck Bypass and RR	\$5,960,700		\$5,960,700					Bonds (CO/GO)	
Old Black Colony Road Reconstruction	\$7,029,900			\$7,029,900				Bonds (CO/GO)	
Old San Antonio Road (Phase 1)	\$6,652,200			\$6,652,200				Bonds (CO/GO)	
Overpass at Truck Bypass and FM 967	\$6,145,500			\$6,145,500				Bonds (CO/GO)	
Main Street Widening from Garrison Rd to Cabella's Dr	\$5,179,600			\$5,179,600				Bonds (CO/GO)	
Cabella's Drive Extension	\$2,878,400			\$2,878,400				Bonds (CO/GO)	
Old San Antonio Road (Phase 2)	\$1,224,600			\$1,224,600				Bonds (CO/GO)	
Sub-Total	\$56,998,225	\$299,425	\$920,000	\$29,121,550	\$25,332,650	\$1,224,600	\$0		

^ Pending outcome of legal case.

Water Projects	Cost	FY 11-12	FY 12-13	FY 13-14	FY 14-15	FY 15-16	FY 16-17	Primary Funding Source	Fund Account #
Main Street Waterline Replacement	\$465,259	\$465,259						2011 COs	General CIP Fund 650.4185.560.5603
Update Rate Model	\$10,000	\$10,000						Fund Balance	Water Operating 500.4650.540.5404
EST Control Valves	\$135,000		\$45,000	\$90,000				Fund Balance	Water Fund 500.4650.560.5601
**Westside BSEACD Well	\$1,050,000		\$50,000	\$1,000,000				Fund Balance/Rev. Bonds/COs	Water Fund 500.4650.560.5601
Downtown Valve Replacement	\$75,000			\$75,000				Fund Balance	
Cross Connection Study	\$32,750		\$32,750					Fund Balance	Water Fund 500.4650.560.5601
Park 35 South - Fire Water	\$700,000			\$700,000				E.D.C.?	
NE Buda Loop	\$2,534,900			\$2,534,900				Rev. Bonds/COs/Impact Fees	
Oxbow Water Service	\$1,316,300			\$1,316,300				Rev. Bonds/COs/Impact Fees	
IH-35 East Water Line	\$1,309,600			\$1,309,600				Impact Fees/Fund Balance	
*Southwest TM	\$2,522,200			\$2,522,200				Rev. Bonds/COs/Impact Fees	
NW 18" Loop at Marchessa Springs Road	\$1,533,700			\$1,533,700				Rev. Bonds/COs/Impact Fees	
**Westside Future Water Supply	\$1,857,400			\$928,700				Rev. Bonds/COs/Impact Fees	
Sub-Total	\$13,342,109	\$465,259	\$137,750	\$5,703,900	\$3,463,600	\$3,572,000	\$0		

* If Westside BSEACD Well is constructed, then the "Westside Future Water Supply" will not be needed and "Southwest TM" can be delayed for 7-10 years.

Wastewater Projects	Cost	FY 11-12	FY 12-13	FY 13-14	FY 14-15	FY 15-16	FY 16-17	Primary Funding Source	Fund Account #
City Wastewater Model	\$108,450	\$108,450						2011 COs / Purple Pipe Fund	
Replace Bluff Street Lift Station (Buda Elementary)	\$144,000	\$144,000						Fund Balance	
Garlic Creek Force Main	\$1,683,200	\$100,000	\$1,583,200					2011 COs	WW Capital Fund 625.4662.560.5604
Replace Downtown Clay Pipe	\$977,734		\$468,867	\$468,867				2011 COs (FY11-12 only)/FY12-	WW Capital Fund 625.4662.560.5604
Update Rate Model	\$10,000		\$10,000					Fund Balance	WW Operating Fund 600.4660.540.5406
**Lifschutz Bottleneck Replacement	\$260,000			\$260,000				Fund Balance	
S. Loop 4 Lift Station Decommissioning & Gravity Extension	\$800,000			\$100,000	\$700,000			Impact Fees/Rev. Bonds/COs	
**Upsize Sportsplex Sewer Line	\$450,000		\$450,000					Impact Fees/Fund Balance	(\$250,000) WW Capital Fund 625.4662.560.5601 (\$200,000) WW Fund 600.4660.560.5601
Bradfield-Lifschutz Flow Study	\$40,000			\$40,000				Fund Balance	
S. Buda WCID #1 Lift Station Upgrade	\$423,750		\$32,750				\$423,750	Rev. Bonds/COs	WW Operating Fund 600.4660.540.5601
Garlic Creek Lift Station	\$1,355,900			\$1,355,900				Fund Balance/Rev. Bonds/COs	
Stonfield LS and Force Main to Sunfield	\$5,000,000			\$1,000,000	\$4,000,000			Rev. Bonds/COs/Impact Fees	
Northeast I-35 Interceptor	\$465,200			\$465,200				Rev. Bonds/COs	
Oxbow Wastewater Service	\$1,478,800			\$1,478,800				Rev. Bonds/COs/Impact Fees	
15-inch Northwest IH-35 Interceptor	\$1,065,600			\$1,065,600				Rev. Bonds/COs/Impact Fees	
Sunfield WWTP 0.5 MGD Capacity	\$5,000,000			\$5,000,000				Rev. Bonds/COs	
Sub-Total	\$19,286,384	\$352,450	\$2,564,817	\$4,713,567	\$10,166,200	\$1,065,600	\$423,750		

** Can be constructed by Public Works crews at a reduced cost.

Purple Pipe Projects	Cost	FY 11-12	FY 12-13	FY 13-14	FY 14-15	FY 15-16	FY 16-17	Primary Funding Source	Fund Account #
Stagecoach Park Pond Rehab & Irrigation	\$50,000		\$50,000					Purple Pipe Fund/ Parks Capital Fund	(\$50,000) Parks Capital Fund 490.4815.560.5609
Stagecoach Park - Irrigation Pump Station	\$425,000					\$425,000		Purple Pipe/Water Funds	
Main Street Medians	\$10,000	\$10,000						Purple Pipe Fund	
City Park Irrigation	\$50,000		\$50,000					Purple Pipe/Water Funds/ Parks Capital Fund	(\$50,000) Parks Capital Fund 490.4815.560.5634
Creekside Villas - Private Irrigation	\$10,000			\$10,000				Purple Pipe Fund	
Bulk Sell at WWTP (paid from purple pipe fees)	\$75,000	\$75,000						Purple Pipe Fund	
Sportsplex Effluent Irrigation	\$825,000				\$625,000			Revenue Bonds	
Texas Lehigh Effluent	\$15,000			\$15,000				Purple Pipe Fund	
Sub-Total	\$1,260,000	\$85,000	\$100,000	\$25,000	\$625,000	\$425,000	\$0		

Beautification Projects	Cost	FY 11-12	FY 12-13	FY 13-14	FY 14-15	FY 15-16	FY 16-17	Primary Funding Source	Fund Account #
Downtown Plan	\$50,000		\$50,000					General Fund / HOT Tax	(\$15,000) HOT Fund 475.4747.560.5624 (\$35,000) General Operating Budget (Planning & Engineering) 100.4314.560.5614
Wayfinding Signage	\$58,875	\$14,375	\$44,500					HOT Tax	HOT Fund (\$9,500) 475.4747.560.5621 (\$35,000) 475.4747.560.5624
Neighborhood Identification Signage	\$75,000	\$225,410		\$75,000				General Fund / HOT Tax	
Downtown Decorative Lighting	\$150,000			\$150,000				2011 COs	
Re-Write of UDC	\$30,000		\$30,000					General Fund	
Stagecoach Park Amphitheater Beautification	\$30,000							Parks Capital Fund	Parks Capital Fund 490.4815.560.5609 General Capital Fund Grant Revenue 850.390.3915
Safe Routes to School	\$500,000	\$53,500	\$446,500					TxDOT Grant	Expenditure Line 850.4185.560.5606
Sub-Total	\$1,089,285	\$293,285	\$571,000	\$225,000	\$0	\$0	\$0		

Drainage Projects	Cost	FY 11-12	FY 12-13	FY 13-14	FY 14-15	FY 15-16	FY 16-17	Primary Funding Source	Fund Account #
City Drainage Master Plan	\$100,000			\$50,000		\$50,000		General Fund	
Drainage Utility Fee - Study & Setup	\$70,000			\$70,000				General Fund	
Sub-Total	\$170,000	\$0	\$0	\$120,000	\$50,000	\$0	\$0		

Facilities Projects	Cost	FY 11-12	FY 12-13	FY 13-14	FY 14-15	FY 15-16	FY 16-17	Primary Funding Source	Fund Account #
Parks Building	\$256,000		\$256,000					2008 COs	
Buda Public Library	\$4,373,000			\$4,373,000				Bonds (GO/CO)	
Restore Clint's Cabin	\$30,000		\$30,000					HOT Tax	HOT Fund 475.4747.560.5626 850.4185.560.5607
Emergency Generator @ City Hall	\$33,000		\$33,000					General Fund / W Fund / WW Fund	(\$11,000) Water Operating Fund 500.4660.560.5604 (\$11,000) WW Operating Fund 800.4660.560.5604
Sub-Total	\$4,692,000	\$0	\$319,000	\$4,373,000	\$0	\$0	\$0		

Parks Projects	Cost	FY 11-12	FY 12-13	FY 13-14	FY 14-15	FY 15-16	FY 16-17	Primary Funding Source	Fund Account #
City Park MP	\$50,000	\$50,000						Parks Capital Fund	
Playground Shading Program	\$100,000		\$120,000	\$25,000	\$25,000	\$25,000	\$25,000	Parks Capital Fund	Parks Capital Fund 490.4815.560.5604
Playground Improvements & Repairs	\$100,000			\$25,000	\$25,000	\$25,000	\$25,000	Parks Capital Fund	
Brackley Park Trail Project	\$620,000		\$50,000	\$570,000				Hayes Co. Grant / Parks Capital	Parks Capital Fund 490.4815.560.5631
Jackson Tyler Norris Memorial Skate Park	\$350,000	\$25,000	\$325,000					Hayes Co. Grant / Parks Capital	Parks Capital Fund 490.4815.560.5631
Trail Connections	\$40,000			\$40,000				Parks Capital Fund	
Sub-Total	\$1,260,000	\$75,000	\$375,000	\$660,000	\$50,000	\$50,000	\$50,000		

† Proposed EDC Funded for FY12-13.



Proposed Budget 2012-2013

This budget will raise more total property taxes than last year's budget by \$43,411 or .02%. \$124,766 is tax revenue to be raised from new property added to the tax roll this year.

Kenneth Williams, City Manager

Sidonna Foust, Finance Manager



General Fund Summary

FUND	2011-2012 Budgeted Revenue	2012-2013 Proposed Revenue	\$ Difference	2011-2012 Budgeted Expenses	2012-2013 Proposed Expenses	\$ Difference	2012-2013 surplus/ (deficit)
General Fund	\$ 4,201,177	\$ 5,031,006	\$ 829,829	\$ 4,173,195	\$ 5,022,116	\$ 848,921	\$ 8,890
Administration				\$ 658,636	\$ 498,410		
City Secretary				\$ -	\$ 155,349		
Finance				\$ 248,907	\$ 331,133		
EDC				\$ -	\$ 162,018		
Library				\$ 296,940	\$ 321,773		
Parks & Rec				\$ 316,734	\$ 343,447		
Sportsplex				\$ 144,830	\$ 147,687		
Engineering & Planning				\$ 859,793	\$ 1,052,912		
Streets & Drainage				\$ 530,789	\$ 596,977		
Fleet Maintenance				\$ 92,873	\$ 92,589		
Municipal Court				\$ 61,358	\$ 57,310		
Public Safety				\$ 765,958	\$ 1,039,579		
Animal Control				\$ 74,904	\$ 79,708		
Information Technology				\$ 121,470	\$ 143,224		



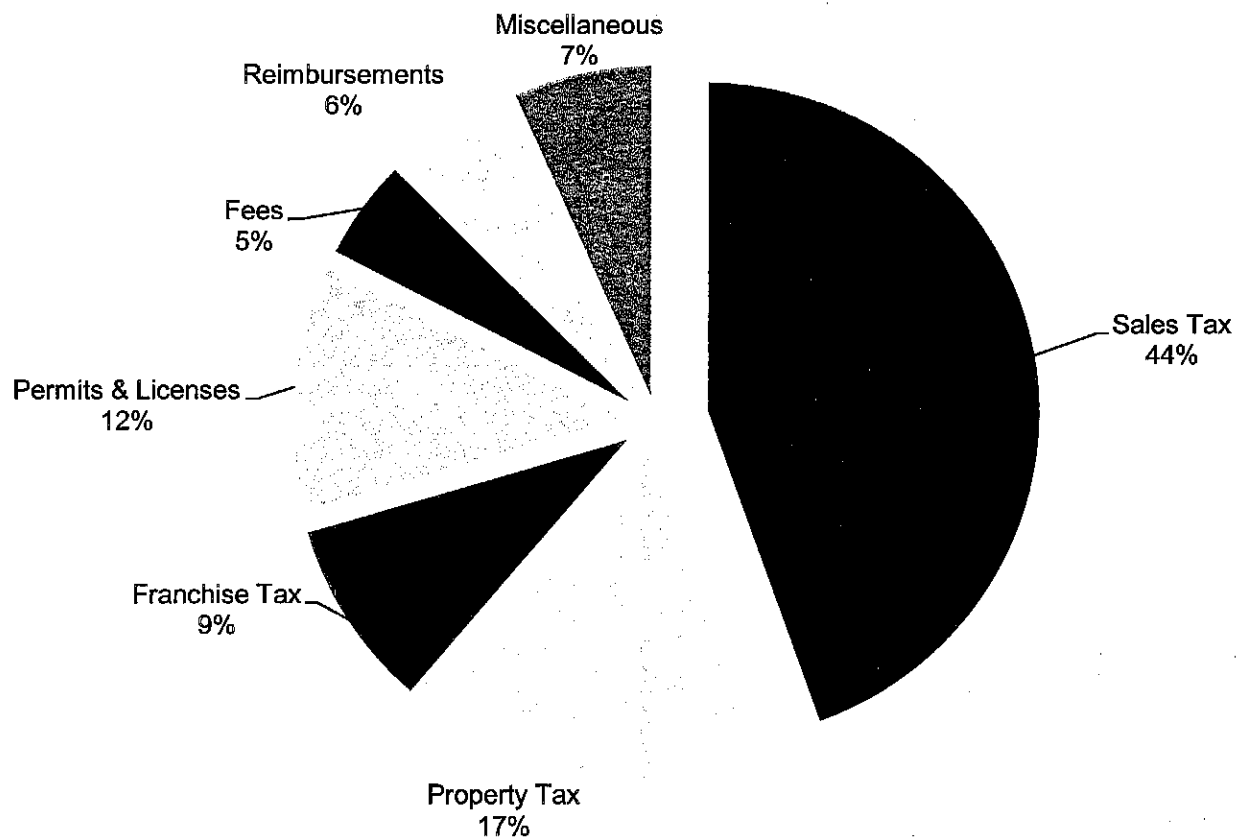
Other Funds Summary

FUND	2011-2012 Budgeted Revenue	2012-2013 Proposed Revenue	\$ Difference	2011-2012 Budgeted Expenses	2012-2013 Proposed Expenses	\$ Difference	2012-2013 over/(under)
Water	\$ 1,656,597	\$ 1,592,722	\$ (63,875)	\$ 1,621,466	\$ 1,916,730	\$ 295,264	\$ (324,008)
Wastewater	\$ 2,317,751	\$ 2,556,200	\$ 238,449	\$ 2,098,490	\$ 2,623,710	\$ 525,220	\$ (67,510)
CIP	\$ 590,349	\$ 1,425,400	\$ 835,051	\$ 2,483,567	\$ 3,666,137	\$ 1,182,570	\$ (2,240,737)
Parks & Rec Capital Fund	\$ 64,999	\$ 171,400		\$ 965,000	\$ 525,000		
Water Capt Imp	\$ 275,250	\$ 400,000		\$ 56,500	\$ 268,070		
Wastewater Capt Imp	\$ 250,100	\$ 300,000		\$ 1,462,067	\$ 2,322,067		
General Capt Imp	\$ -	\$ 500,000		\$ -	\$ 551,000		
Purple Pipe		\$ 54,000		\$ -	\$ -		
Interest & Sinking	\$ 1,808,800	\$ 1,987,559	\$ (178,759)	\$ 1,783,995	\$ 1,934,457	\$ 150,462	\$ 53,102
I&S	\$ 1,025,300	\$ 1,005,531		\$ 1,003,747	\$ 1,006,461		
Enterprise I&S	\$ 783,500	\$ 982,028		\$ 780,248	\$ 927,996		
Hotel/Tourism	\$ 295,050	\$ 450,550	\$ 155,500	\$ 274,250	\$ 436,930	\$ 162,680	\$ 13,620
Other	\$ 1,095,273	\$ 1,533,014	\$ 437,741	\$ 752,919	\$ 991,638	\$ 234,734	\$ 541,376
LGC	\$ 280,000	\$ 678,000					
Sanitation	\$ 799,855	\$ 836,000		\$ 722,671	\$ 818,385		
Police Dept Special Fund	\$ -	\$ 964		\$ -	\$ 130,253		
Employee HRA Fund				\$ 13,000	\$ 25,000		
Library Special Revenue	\$ 9,418	\$ 11,850		\$ 17,248	\$ 18,000		
Municipal Court -Tech	\$ 3,500	\$ 3,600					
Municipal Court-Bld Sec	\$ 2,500	\$ 2,600					



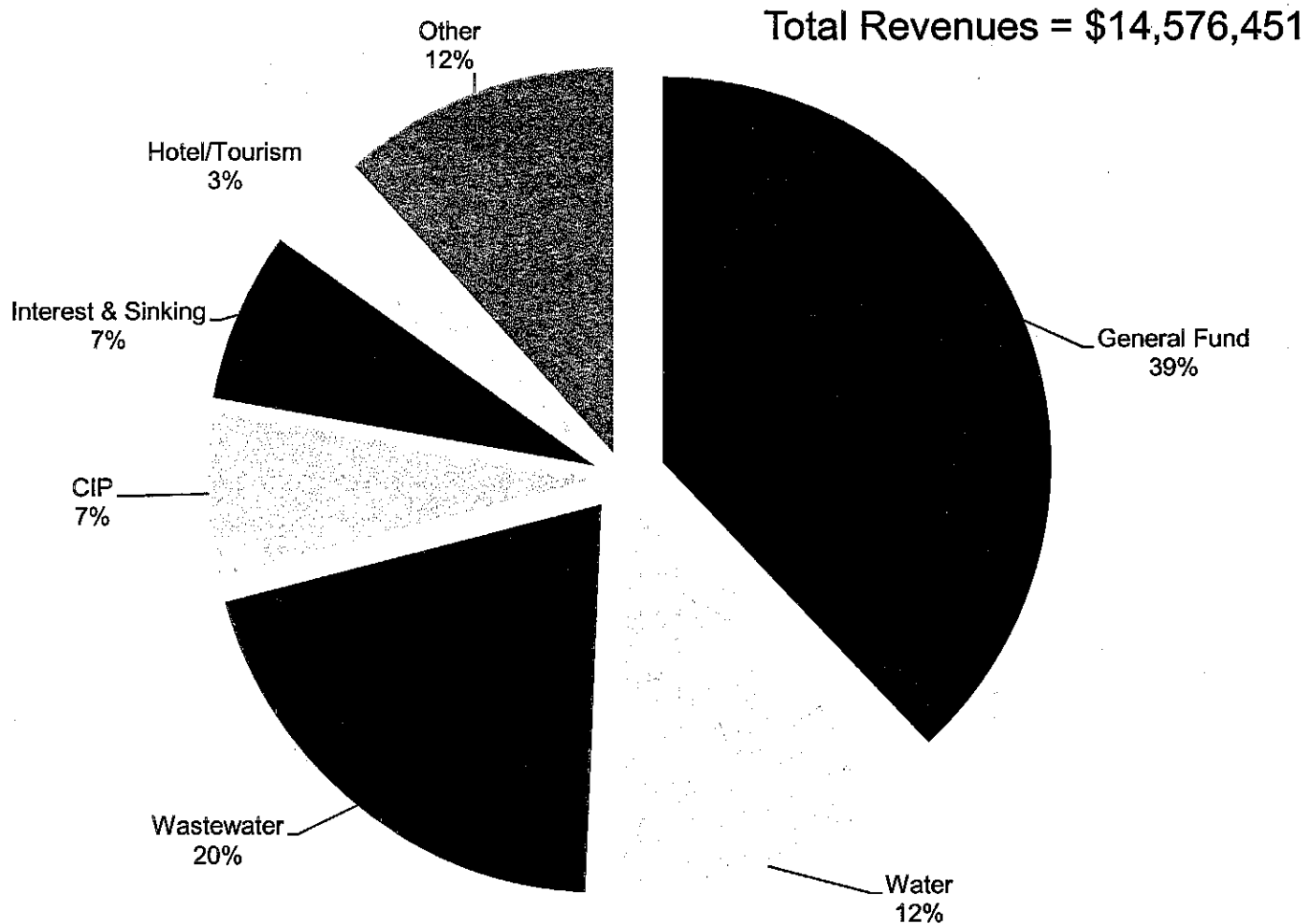
General Fund Revenues

Total GF Revenues = \$5,031,006





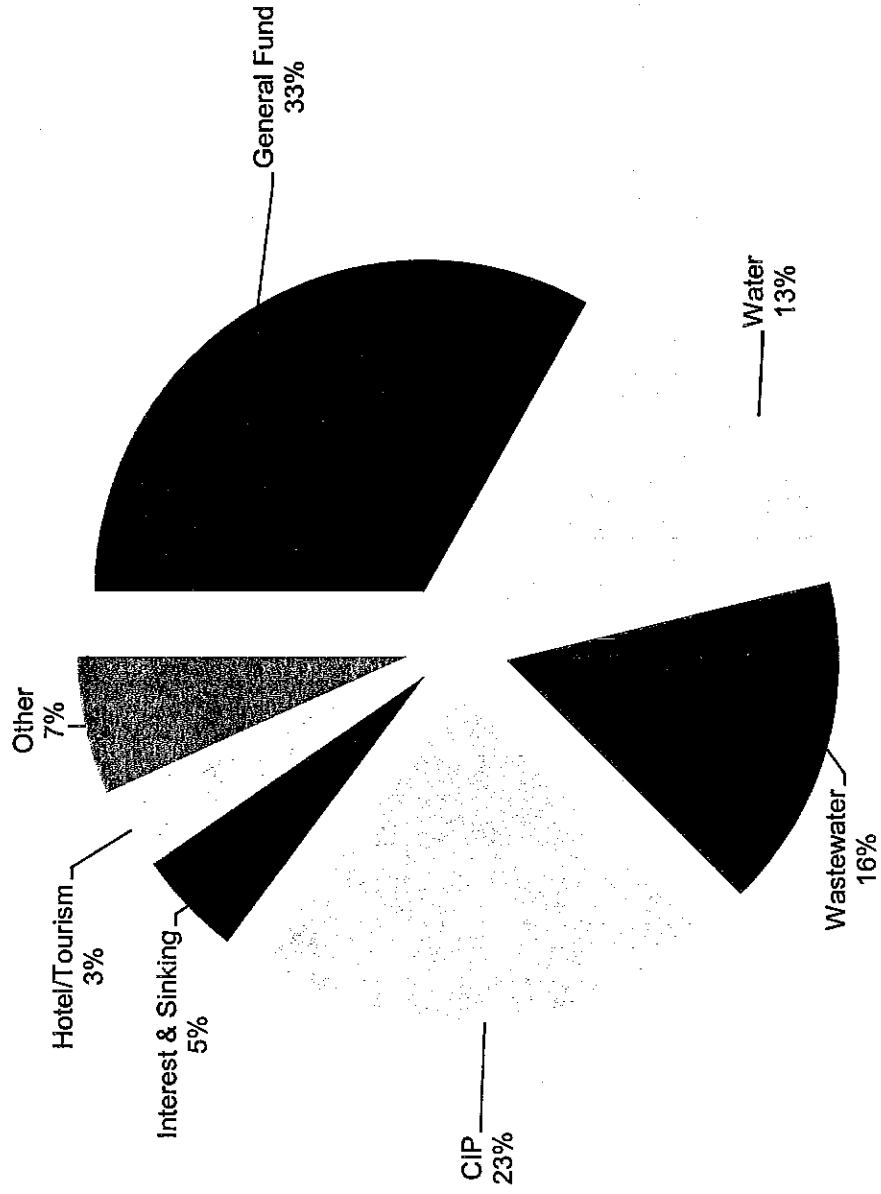
Total Revenues






Total Expenses

Total Expenses = \$16,591,718





“Exhibit B”



Proposed Budget 2012-2013

This budget will raise more total property taxes than last year's budget by \$43,411 or .02%. \$124,766 is tax revenue to be raised from new property added to the tax roll this year.

Kenneth Williams, City Manager

Sidonna Foust, Finance Manager



General Fund Summary

FUND	2011-2012 Budgeted Revenue	2012-2013 Proposed Revenue	\$ Difference	2011-2012 Budgeted Expenses	2012-2013 Proposed Expenses	\$ Difference	2012-2013 surplus/ (deficit)
General Fund	\$ 4,201,177	\$ 5,031,006	\$ 829,829	\$ 4,173,195	\$ 5,022,116	\$ 848,921	\$ 8,890
Administration				\$ 658,636	\$ 498,410		
City Secretary				\$ -	\$ 155,349		
Finance				\$ 248,907	\$ 331,133		
EDC				\$ -	\$ 162,018		
Library				\$ 296,940	\$ 321,773		
Parks & Rec				\$ 316,734	\$ 343,447		
Sportsplex				\$ 144,830	\$ 147,687		
Engineering & Planning				\$ 859,793	\$ 1,052,912		
Streets & Drainage				\$ 530,789	\$ 596,977		
Fleet Maintenance				\$ 92,873	\$ 92,589		
Municipal Court				\$ 61,358	\$ 57,310		
Public Safety				\$ 765,958	\$ 1,039,579		
Animal Control				\$ 74,904	\$ 79,708		
Information Technology				\$ 121,470	\$ 143,224		




Other Funds Summary

FUND	2011-2012 Budgeted Revenue	2012-2013 Proposed Revenue	\$ Difference	2011-2012 Budgeted Expenses	2012-2013 Proposed Expenses	\$ Difference	2012-2013 over/(under)
Water	\$ 1,656,597	\$ 1,592,722	\$ (63,875)	\$ 1,621,466	\$ 1,916,730	\$ 295,264	\$ (324,008)
Wastewater	\$ 2,317,751	\$ 2,556,200	\$ 238,449	\$ 2,098,490	\$ 2,623,710	\$ 525,220	\$ (67,510)
CIP	\$ 590,349	\$ 1,425,400	\$ 835,051	\$ 2,483,567	\$ 3,666,137	\$ 1,182,570	\$ (2,240,737)
Parks & Rec Capital Fund	\$ 64,999	\$ 171,400		\$ 965,000	\$ 525,000		
Water Capt Imp	\$ 275,250	\$ 400,000		\$ 56,500	\$ 268,070		
Wastewater Capt Imp	\$ 250,100	\$ 300,000		\$ 1,462,067	\$ 2,322,067		
General Capt Imp	\$ -	\$ 500,000		\$ -	\$ 551,000		
Purple Pipe		\$ 54,000		\$ -	\$ -		
Interest & Sinking	\$ 1,808,800	\$ 1,987,559	\$(178,759)	\$ 1,783,995	\$ 1,934,457	\$ 150,462	\$ 53,102
I&S	\$ 1,025,300	\$ 1,005,531		\$ 1,003,747	\$ 1,006,461		
Enterprise I&S	\$ 783,500	\$ 982,028		\$ 780,248	\$ 927,996		
Hotel/Tourism	\$ 295,050	\$ 450,550	\$ 155,500	\$ 274,250	\$ 436,930	\$ 162,680	\$ 13,620
Other	\$ 1,095,273	\$ 1,533,014	\$ 437,741	\$ 752,919	\$ 991,638	\$ 234,734	\$ 541,376
LGC	\$ 280,000	\$ 678,000					
Sanitation	\$ 799,855	\$ 836,000		\$ 722,671	\$ 818,385		
Police Dept Special Fund	\$ -	\$ 964		\$ -	\$ 130,253		
Employee HRA Fund				\$ 13,000	\$ 25,000		
Library Special Revenue	\$ 9,418	\$ 11,850		\$ 17,248	\$ 18,000		
Municipal Court - Tech	\$ 3,500	\$ 3,600					
Municipal Court-Bld Sec	\$ 2,500	\$ 2,600					

General Fund Revenues

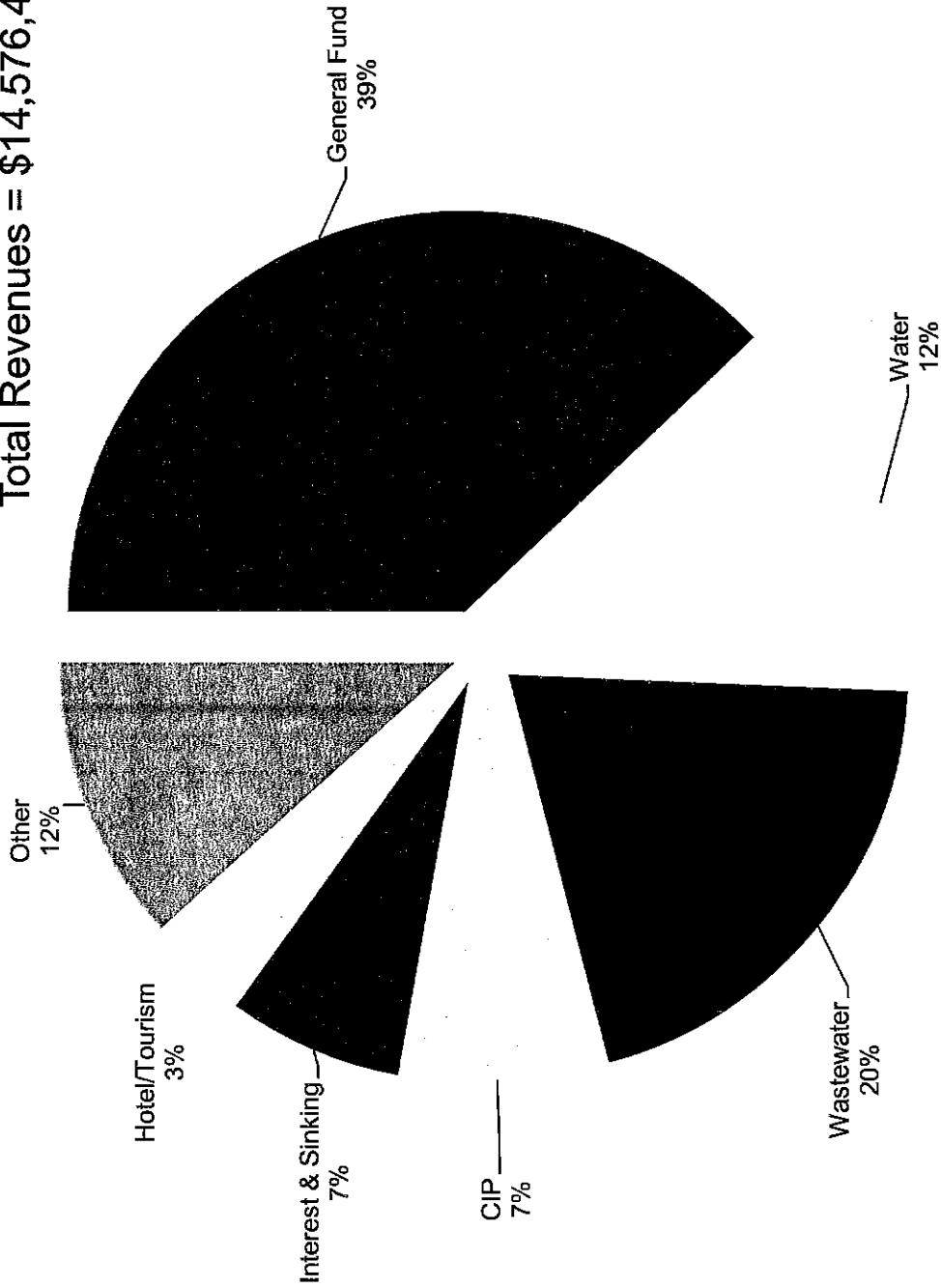
Total GF Revenues = \$5,031,006





Total Revenues

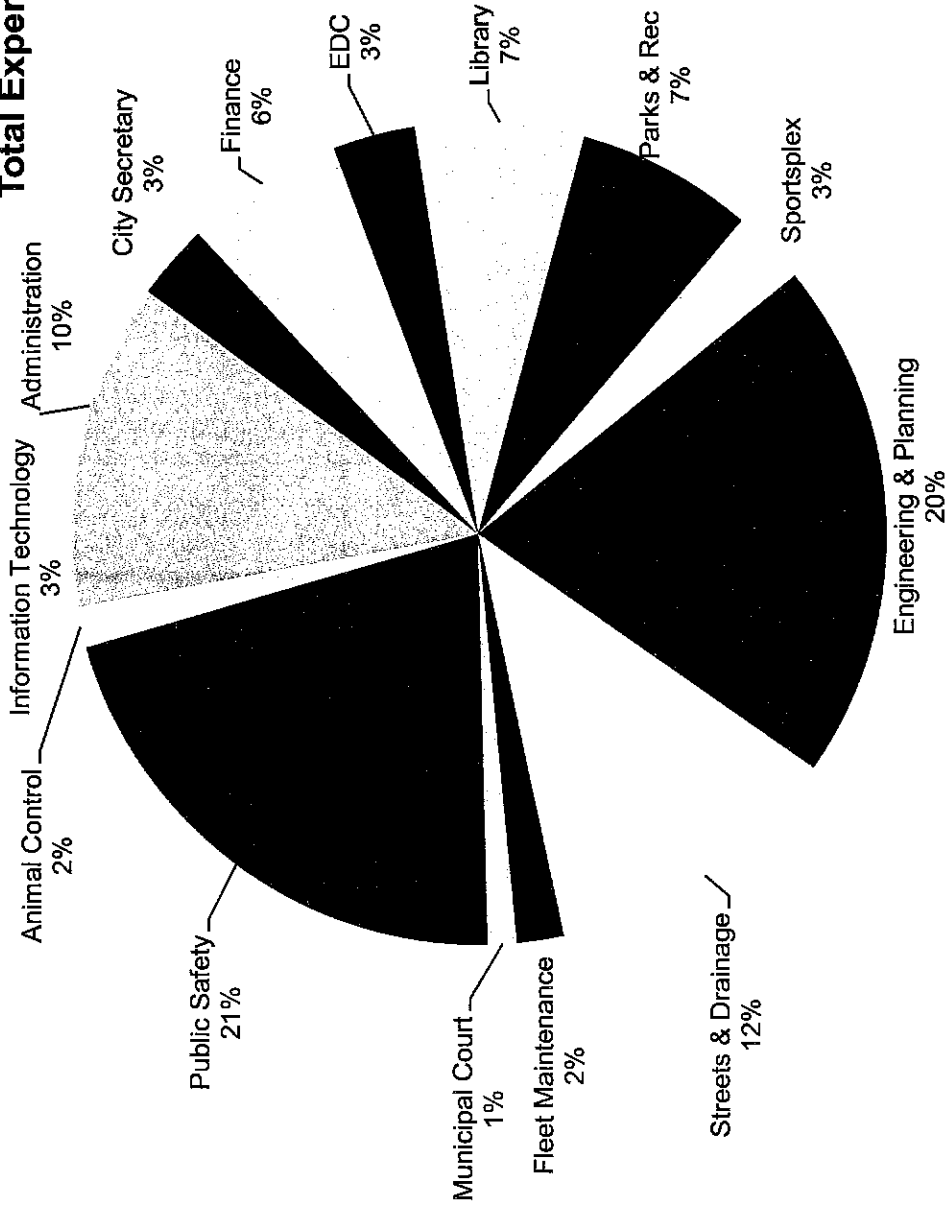
Total Revenues = \$14,576,451





General Fund Expenses by Department

Total Expenses = \$5,022,116





Total Expenses

Total Expenses = \$16,591,718

